CONNECTORS

J1

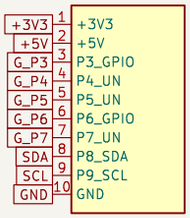

I IN

J2

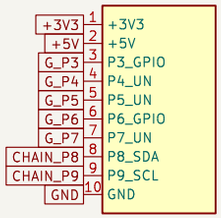

I CHAIN

J4

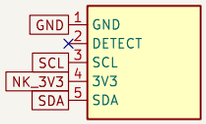

NUNCHUK TONGUE

J3

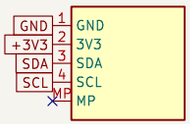

QWIIC 3V3

PASSIVES AND INDICATORS

FB1

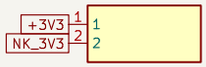

0R

C1

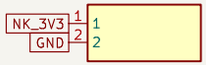

10uF 10V X5R

C2

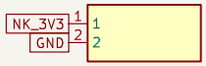

100nF 16V X7R

R1

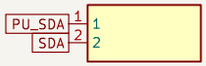

3k3

R2

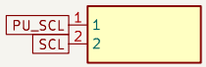

3k3

SOLDER LINKS

JP8

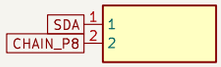

CHAIN P8 BRIDGED

JP9

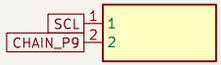

CHAIN P9 BRIDGED

JP1

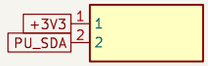

PULLUP SDA

JP2

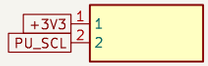

PULLUP SCL

TEST PADS

TP1

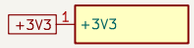

+3V3

TP2



GND

TP3



SDA

TP4

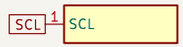

SCL

J4 is the PCB edge itself; pin 2 (detect) is unused.

Open hardware
License: CERN-OHL-S-2.0
Smoothieware extension boards

Sheet: /
File: wii-nunchuck-adapter.kicad_sch

Title: Wii Nunchuck Adapter

Size: User	Date: 2026-11-26	**Rev: v01**
KiCad E.D.A. 9.0.8		Id: 1/1