CONNECTORS

J1

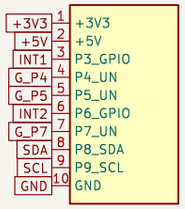

I IN

J2

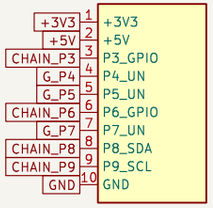

I CHAIN

J3

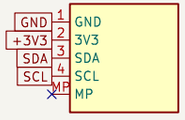

QWIIC 3V3

SENSORS AND TRANSDUCERS

U1

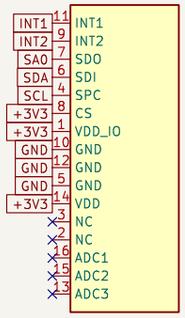

LIS3DH

PASSIVES AND INDICATORS

C1

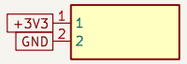

100nF 16V X7R

C2

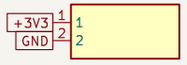

10uF 10V X5R

C3



100nF 16V X7R

R1

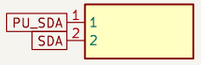

3k3

R2

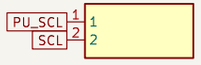

3k3

R3

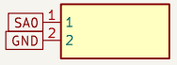

4k7

SOLDER LINKS

JP3

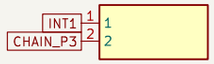

CHAIN P3 OPEN

JP6

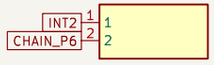

CHAIN P6 OPEN

JP8

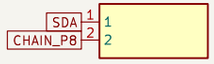

CHAIN P8 BRIDGED

JP9

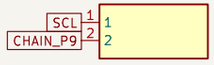

CHAIN P9 BRIDGED

JP1

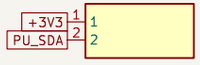

PULLUP SDA

JP2

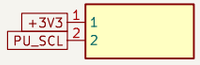

PULLUP SCL

JP4

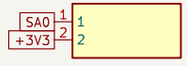

ADDRESS 0x19

TEST PADS

TP1

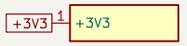

TP2



TP3



TP4



TP5



TP6



I2C address 0x18; close JP4 for 0x19. Open JP1/JP2 to remove pull-ups.

Open hardware
License: CERN-OHL-S-2.0

Smoothieware extension boards

Sheet: /
File: three-axis-accelerometer.kicad_sch

Title: 3-Axis Accelerometer

Size: User	Date: 2026-11-26	**Rev: v01**
KiCad E.D.A. 9.0.8		Id: 1/1