CONNECTORS

J1
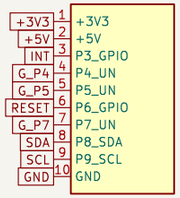

I IN

J2
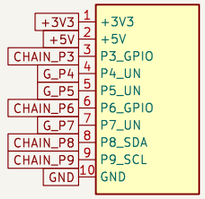

I CHAIN

J3
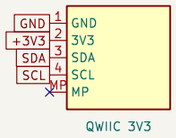

QWIIC 3V3

SENSORS AND TRANSDUCERS

U1
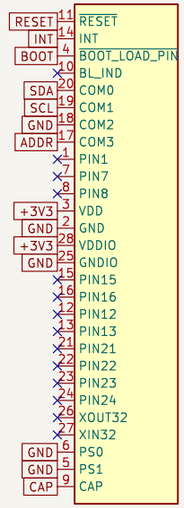

BNO055

PASSIVES AND INDICATORS

C1
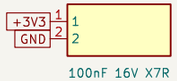

100nF 16V X7R

C2
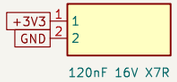

120nF 16V X7R

C3
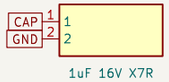

1uF 16V X7R

C4
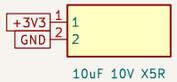

10uF 10V X5R

R1
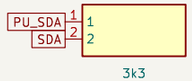

3k3

R2
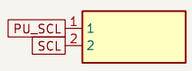

3k3

R3
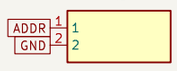

10k

R4
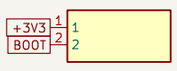

10k

R5
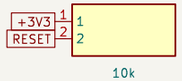

10k

SOLDER LINKS

JP3
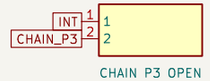

CHAIN P3 OPEN

JP6
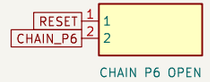

CHAIN P6 OPEN

JP8
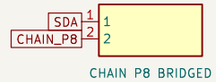

CHAIN P8 BRIDGED

JP9
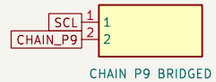

CHAIN P9 BRIDGED

JP1
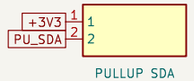

PULLUP SDA

JP2
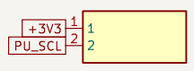

PULLUP SCL

JP4
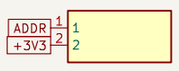

ADDRESS 0x29

TEST PADS

TP1
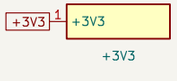

TP2


TP3
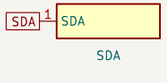

TP4
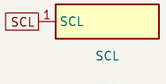

TP5


TP6
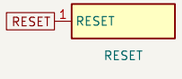

I2C address 0x28; close JP4 for 0x29. PS0 and PS1 grounded.

Open hardware
License: CERN-OHL-S-2.0
Smoothieware extension boards

Sheet: /
File: nine-axis-imu.kicad_sch

Title: 9-Axis IMU

Size: User	Date: 2026-11-26	**Rev: v01**
KiCad E.D.A. 9.0.8		Id: 1/1