CONNECTORS

J1

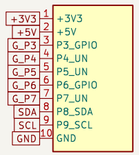

I IN

J2

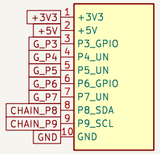

I CHAIN

J3

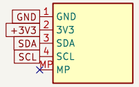

QWIIC 3V3

INTEGRATED CIRCUITS AND MODULES

U1

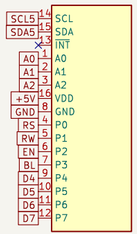

PCF8574DWR

SENSORS AND TRANSDUCERS

DS1

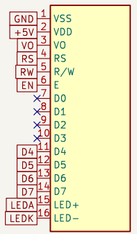

16x2 LCD MODULE

RV1

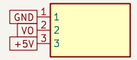

10k CONTRAST

SWITCHES AND DRIVERS

Q1

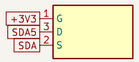

BSS138

Q2

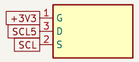

BSS138

Q3

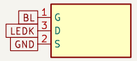

AO3400A

PASSIVES AND INDICATORS

R3

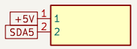

4k7

R4

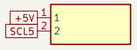

4k7

R1

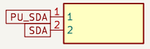

3k3

R2

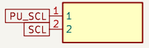

3k3

R5

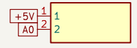

10k

R6

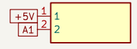

10k

R7

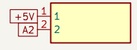

10k

R8



10R

C1

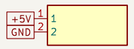

100nF 16V X7R

C2

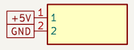

10uF 10V X5R

SOLDER LINKS

JP8

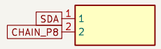

CHAIN P8 BRIDGED

JP9

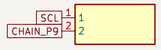

CHAIN P9 BRIDGED

JP1

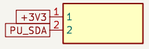

PULLUP SDA

JP2

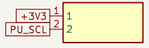

PULLUP SCL

JP10



ADDRESS A0

JP11



ADDRESS A1

JP12

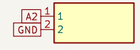

ADDRESS A2

TEST PADS

TP1

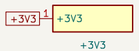

+3V3

TP2



GND

TP3



SDA5

TP4

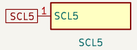

SCL5

TP5

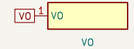

VO

I2C address is set by JP10 to JP12 (closed = 0).

Open hardware
License: CERN-OHL-S-2.0

Smoothieware extension boards

Sheet: /
File: character-lcd-display.kicad_sch

Title: Character LCD

Size: User	Date: 2026-11-26	**Rev: v01**
KiCad E.D.A. 9.0.8		Id: 1/1